



PiQo<sup>4</sup>

You. New.



YOU.NEW

Powerful skin rejuvenation,  
pigment and tattoo removal

# Welcome to the future of getting rid of the past

The sight of a mark on the body can leave a mark on the mind and color the way life is lived and remembered.

**PiQo<sup>4</sup>**™ can disperse a rainbow and give you your skin and your confidence back. Using high energies, **PiQo<sup>4</sup>** shatters the pigments and sweeps them away using the flexibility of four wave actions. Resurfacing the skin to improve texture laxity and tone. And **PiQo<sup>4</sup>** does not discriminate by color. The color of your blemish or the color of your skin.

It is the highest level of expertise, technology and innovation.  
It is what you would only expect from Lumenis.

**PiQo<sup>4</sup>** lets skin begin again and clears the way for tomorrow.

With **PiQo<sup>4</sup>** it is You. New.



# Give your patients their skin back

---

## PiQo<sup>4</sup> & PicoFractional are recommended for treatment of:

- Unwanted pigmentation and lesions
- Skin irregularities
- Skin resurfacing
- Facial lines and wrinkles (rhytides)
- Sun damage
- Skin pigmentation associated with photoaging
- Tattoo removal
- Melasma

## Pico+Nano for doubly powerful Treatment

---

Clinical studies have shown that the optimal method for shattering pigment particles is to treat them with both Nano and Picosecond laser pulses.

First, the Nanosecond pulses are used to deliver short bursts of energy that break down the larger and deeper pigment or ink particles. Then, the area is rescanned with Picosecond pulses that dismantle the smaller and shallower particles. The nano + picosecond pulse durations yield far better results than using either one of the technologies on its own.



### **‘Rocks to Pebbles’**

Large ink particles respond better to longer pulse durations

### **‘Pebbles to Sand’**

Small ink particles respond better to shorter pulse durations

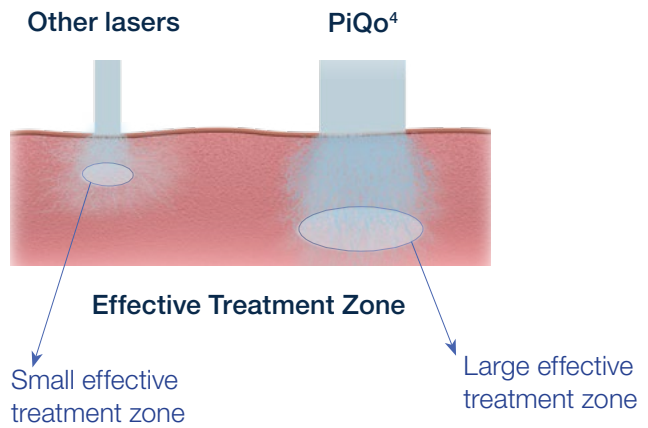
# Deep Reach - for Deep Pigment Shattering

With PiQo<sup>4</sup>, your customers will appreciate the faster treatment results with shorter treatment sessions. PiQo<sup>4</sup> offers up to 15 mm spot size, ranging from 2mm to 15mm, one of the largest uniform spot sizes in today's aesthetics industry.

PiQo<sup>4</sup>'s larger spot sizes allow deeper maintenance of penetration into the dermis and better dispersal of the pigment or embedded ink particles. Studies have demonstrated that treatment with a large spot size at low fluences significantly decreases any occurrence of blistering, discoloration or scarring\* on the skin's surface, since the energy is being spread over a wider area.

\* Brown, Hussain & Goldberg. Cosmetic and Laser Therapy, 2011

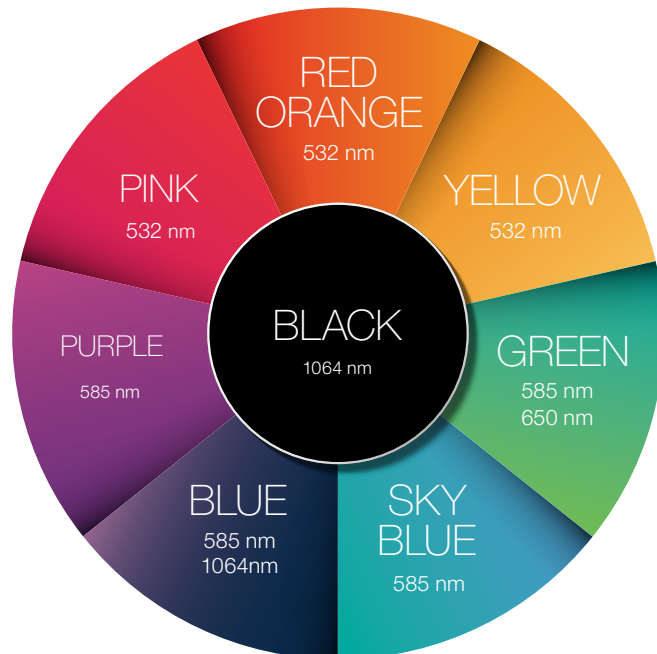
13:280-282



## 4 Wavelengths For effective shattering of the most popular pigment/ink colors

Since each pigment color absorbs a specific wavelength, PiQo<sup>4</sup> offers four wavelengths in order to treat the broadest range of pigment/tattoo colors, on the widest range of skin types. Its four wavelengths - 1064nm, 532nm, 650nm and 585nm - target nine of the most frequently used tattoo colors ranging from light orange to dark black.

**With PiQo<sup>4</sup> you can erase the rainbow.**



# The comprehensive solution you can offer your patients

---

PiQo<sup>4</sup> is a revolutionary skin treatment solution offering a new approach for a comprehensive skin resurfacing, based on photoacoustic energy. Now, PiQo<sup>4</sup> toning solution, has become even more versatile with its new **PicoFractional treatment**, offering skin rejuvenation with enhanced neocollagenesis and zero-downtime.

## How do we make it even better?

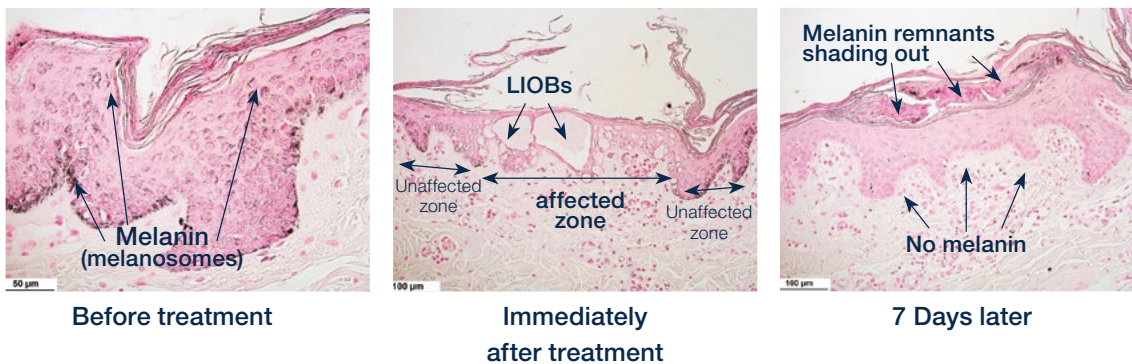
---

### Introducing PicoFractional - the photoacoustic fractional laser

PicoFractional, uses the conversion of light into sound waves to create tiny holes deep within the dermis which is known as **Laser Induced Optical Breakdown (LIOB)**.

The photoacoustic beam creates pressure waves, destined to initiate an enhanced inflammatory healing response resulting in increased production of collagen and elastin. All of that without thermal injury.

**That's how PiQo<sup>4</sup> and PicoFractional provide a profound result. Faster and better healing cuts out downtime!**



## Important benefits of PiQo<sup>4</sup> & PicoFractional:

---



Better skin appearance



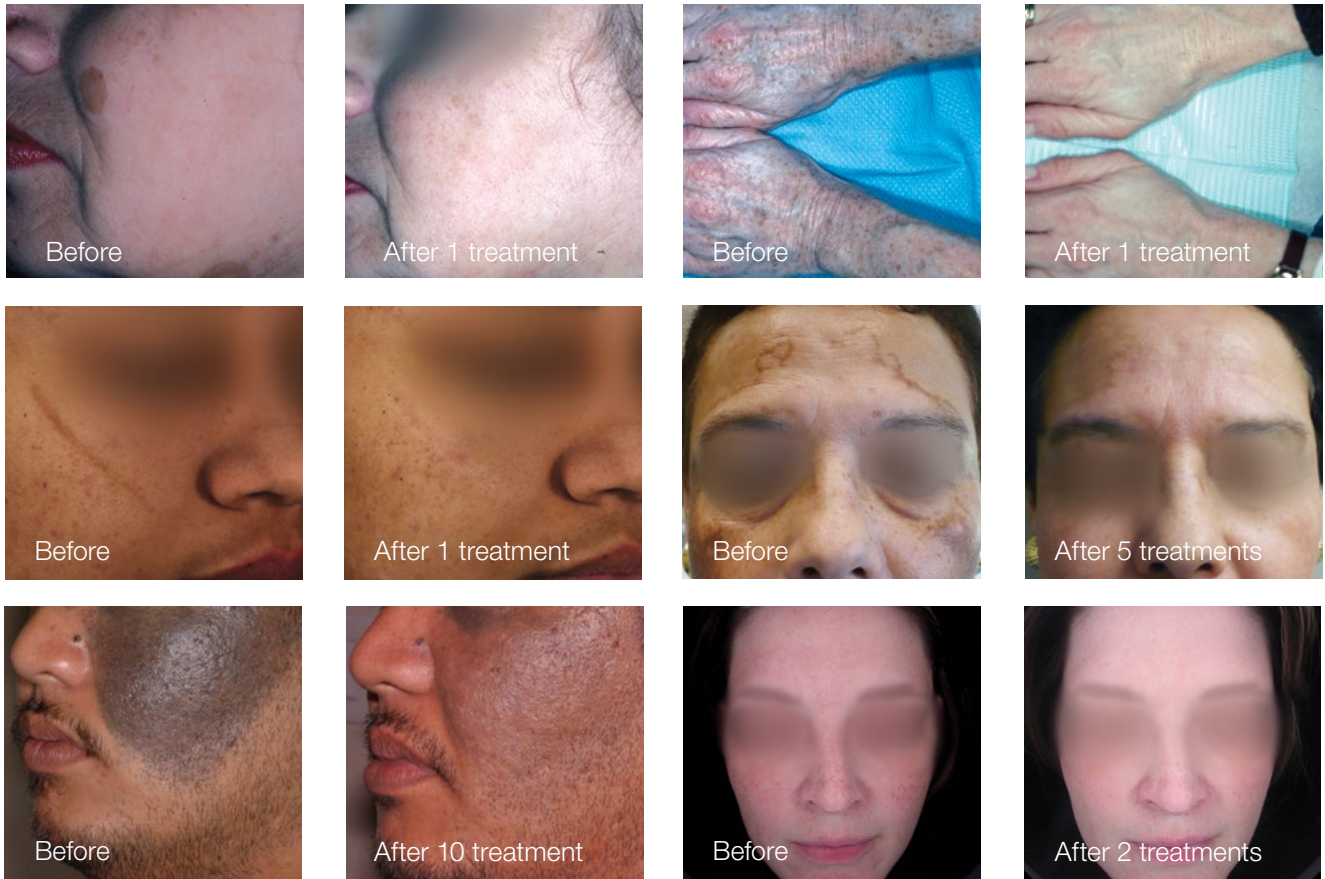
Low risk



Minimal downtime

# Clinical examples of pigment treatment:

---



Courtesy of David J. Goldberg, MD, Edward V. Ross, MD, JD, Skin Laser & Surgery Specialists of NY and NJ

# Clinical examples of tattoo removal:

---



Courtesy of Pigment - Laser Tattoo Removal

# Your journey with Lumenis has just begun.

We want your business to grow with PiQo4™. That's why we have put together a support package that begins with the first conversation and will stay with you as your business begins to see the benefits. We provide a support package which ensures that you have all the training you need and receive the most up to date clinical materials.



## Lumenis Practice Locator

Thousands of patients search for treatment providers every month. Help them find your clinic by registering your practice on the Lumenis Practice Locator. We run campaigns through influencers, social media and viral videos to promote this directory.



## Lumenis online

Consumers have many questions about aesthetic. Our patient-facing websites will give them the re-assurance and confidence they need to move forward with the treatments.



## Team Training

We install the system and train your staff, so that you are able to assess skin types and conditions, creating the perfect treatment plan for each individual patient. Our expert clinical training means they will handle consultations and treatments with confidence.



## Your Most Valuable Resource

Your dedicated representative is an email, text, or phone call away. We want you to feel part of the Lumenis family, so please feel free to contact us any time. We'll always do our best to get back to you within 24 hours.



## Brand Your Clinic

As a Lumenis client you will have access to the Lumenis Physician Portal. Here, you can find materials such as brochures and posters. You will also have access to a wealth of clinical and product information.



## Extensive Service Network

We are committed to providing high quality, comprehensive service for medical equipment repair and maintenance. Lumenis service provides you with peace of mind, so you can focus on patient care, rather than on the equipment.

# Unsurpassed advantages

## That make PiQo<sup>4</sup> the best choice for you and your patients:

- **Pico+Nano** Effective treatment
- **4 wavelengths** Maximum treatment versatility
- **High energy** Shorter and fewer treatment sessions
- **Deep reach** Effective results

- **Comprehensive solutions**

Additional services: skin revitalization and resurfacing

- **Your business success** backed by Lumenis

## System Specifications

- Wavelengths: 1064nm, 650nm, 585nm & 532nm
- Spot sizes: 2-15mm
- Pulse shape: true, single pulse (not a 'pulse train')
- Pulse duration: 600ps, 800ps, 2ns, 8ns
- Interface: stationary touchscreen
- Electrical: Single Phase 100/120/230V, 15A/10A

- Pulse energy: max. 1800mJ
- Laser: class 4
- Fast coverage: Up to 10 Hz
- Accurate calibration: At the tissue
- PicoFractional™

## System Indications

- Dark ink tattoos
- Colored ink tattoos
- Lentigines
- Café-au-lait birthmarks
- Pigmented lesions
- Melasma
- Skin resurfacing
- Acne scars
- Wrinkles

## Operationally Flexible and Portable

- **Fast-starting:** Full warm-up in under 1 minute
- **Save time and energy:** Switch off between procedures without warmup concern
- **Move between rooms:** standard voltage inlet
- **Low installation cost:** no high-amperage required
- **Keep focused:** low operation noise means less distraction

## Warnings and Risks

Persons known to form skin keloids may be more prone to scarring after any skin trauma, including laser administration to the skin. Persons with dark skin may be at increased risk of hypopigmentation. Hypo and hyper-pigmentation are a common risk of treatment. Treatment of lesions or treatment near lesions that are known to be or suspected of being cancerous are contraindicated. Any treatment around the eyes is contraindicated due to the risk of laser light induced eye injury. Immediately after administration of the laser energy to the skin, purpura, erythema, and slight edema may be visible. The patient may experience pruritus and a sunburn-like sensation. Possible long-term potential adverse effects include hypo- or hyper-pigmentation, skin texture change, and scarring, although these effects rarely are manifested. The complete list of contraindications and risks can be found in the PiQo<sup>4</sup> user manual.



### FOCUS MEDICAL

Focus Medical, LLC  
23 Francis J. Clarke Circle  
Bethel, CT 06801

### AMERICAS

San Jose, CA, USA  
T +1 408 764 3000  
+1 877 586 3647  
F +1 408 764 3999

### JAPAN

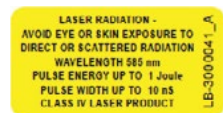
Tokyo, Japan  
T +81 3 6743 8300  
F +81 3 6743 8301

### EMEA

Rome (RM), Italy  
T +39 06 90 75 230  
F +39 06 90 75 269  
  
Hertfordshire, UK  
T +44 20 8736 4110  
F +44 20 8736 4119  
  
Germany  
T +49 6103 83350  
F +49 6103 8335 300

### ASIA / PACIFIC

Beijing, China  
T + 86 10 5737 6677  
  
Gurgaon, India  
T + 91 124 422 07 95  
  
Kowloon, Hong Kong  
T + 852 217 428 00  
F + 852 272 251 51



© Lumenis Ltd., All Rights Reserved 2020.